







BASE CHEF

Product Photo						
Model Number	CB-36C-D2	CB-48C-D2	CB-52C-D2	CB-60C-D4	CB-72C-D4	CB-84C-D4
Unit Size (mm) [WxDxH]	915x815x648 (36"x32"x25.5")	1220x815x648 (48"x32"x25.5")	1320x815x648 (52"x32"x25.5")	1530x815x648 (60"x32"x25.5")	1830x815x648 (72"x32"x25.5")	2134x815x648 (84"x32"x25.5")
Net Capacity (L)	100	185	230	270	355	440
Temperature Range (°C)	0~10 (32~50°F)					
Climatic Class	4 (32°C & 55% R.H)					
Voltage	110V/60Hz					
Controller Type	Digital					
Body Material	AISI 430					
Body Thickness (mm)	60					
Isolation	Cyclopentane (40kg/m ³)					
Drawer Quantity (Pc)	2	2	2	4	4	4
Chamber Quantity (Pc)	1					
Shelf Quantity (Pc) [GN2/1]	/	/	/	/	/	/
Cooling Mode	Forced air					
Defrosting Mode	Auto					
Rated Power (W)	290	290	290	290	290	350
Compressor (HP)	1/6	1/6	1/6	1/6	1/6	1/5
Energy Consumption (Kwh/24H)	3.0	3.0	3.0	3.0	3.0	4.2
Energy Class	/	/	/	/	/	/
Refrigerant	R-290					
Customized Items	Voltage/Body material/Solid door/Glass door/Digital controller/Feet					