










## ASIAN REACH-IN CHILLER AND FREEZER (STANDARD)

<b>Product Photo</b>									
<b>Model Number</b>	G0.5AL2F	D0.5AL2F	QD0.5AL2F	G1.0AL4F	D1.0AL4F	QD1.0AL4F	G1.6AL6F	D1.6AL6F	QD1.6AL6F
<b>Unit Size (mm) [WxDxH]</b>	700x760x1980			1220x760x1980			1837x760x1980		
<b>Net Capacity (L)</b>	520		240/240	980		450/450	1530		980/460
<b>Temperature Range (°C)</b>	0~10	0~-18	0~10/0~-18	0~10	0~-18	0~10/0~-18	0~10	0~-18	0~10/0~-18
<b>Climatic Class</b>	5 (43°C & 80% R.H)								
<b>Voltage</b>	220~240V/50Hz								
<b>Controller Type</b>	Digital								
<b>Body Material</b>	AISI 201								
<b>Body Thickness (mm)</b>	60								
<b>Isolation</b>	Cyclopentane (40kg/m <sup>3</sup> )								
<b>Door Quantity (Pc)</b>	2	2	2	4	4	4	6	6	6
<b>Chamber Quantity (Pc)</b>	1		2	1	1	2	1	1	2
<b>Shelf Quantity (Pc)</b>	4 (560x570)			8 (530x570)			12 (550x570)		
<b>Cooling Mode</b>	Forced air								
<b>Defrosting Mode</b>	Electric heater								
<b>Rated Power (W)</b>	300	500	500	350	980	980	700	1400	850
<b>Compressor (HP)</b>	1/6	1/2	1/2	1/5	1	1	1/5*2	3/4*2	1/5+1/2
<b>Energy Consumption (Kwh/24H)</b>	3.6	8.0	8.0	4.2	16.0	16.0	8.0	23.0	13.0
<b>Energy Class</b>	/	/	/	/	/	/	/	/	/
<b>Refrigerant</b>	R-290								
<b>Customized Items</b>	Voltage/Body material/Shelf material/Digital controller/Big door/Glass door/Wheel								