









## GLASS DOOR CHILLER AND FREEZER (STANDARD)

<b>Product Photo</b>								
<b>Model Number</b>	SGB500	SGB1000	SGB1500	SGB2000	SDB500	SDB1000	SDB1500	SDB2000
<b>Unit Size (mm) [WxDxH]</b>	620x710x2020	1250x710x2020	1880x710x2020	2500x710x2020	620x760x2020	1250x760x2020	1880x760x2020	2500x760x2020
<b>Net Capacity (L)</b>	410	935	1460	1980	410	935	1460	1980
<b>Temperature Range (°C)</b>	0~10				-22~-18			
<b>Climatic Class</b>	4 (32°C & 55% R.H)							
<b>Voltage</b>	220~240V/50Hz							
<b>Controller Type</b>	Digital							
<b>Body Material</b>	Coated steel							
<b>Body Thickness (mm)</b>	65				65			
<b>Isolation</b>	Cyclopentane (40kg/m <sup>3</sup> )							
<b>Door Quantity (Pc)</b>	1	2	3	4	1	2	3	4
<b>Chamber Quantity (Pc)</b>	1							
<b>Shelf Quantity (Pc) [EN 60x40]</b>	5	10	15	20	5	10	15	20
<b>Cooling Mode</b>	Forced air							
<b>Defrosting Mode</b>	Electric heater							
<b>Rated Power (W)</b>	320	550	850	1100	700	1375	1830	3200
<b>Compressor (HP)</b>	1/6	1/4	1/2	1/4*2	3/4	3/4*2	1*2	1 1/2*2
<b>Energy Consumption (Kwh/24H)</b>	3KW/24h	5KW/24h	8KW/24h	10KW/24h	11KW/24h	23KW/24h	30KW/24h	42KW/24h
<b>Energy Class</b>	/	/	/	/	/	/	/	/
<b>Refrigerant</b>	R-290							R404A
<b>Customized Items</b>	Voltage/Body material/Shelf material/Digital controller							