








## BAKERY REACH-IN CHILLER AND FREEZER

<b>Product Photo</b>							
<b>Model Number</b>	BG16L1F	BD16L1F	BG32L2F	BD32L2F	BGG32L2F	BDG32L2F	BGD32L2F
<b>Unit Size (mm) [WxDxH]</b>	575x800x2050		1120x800x2050				
<b>Net Capacity (L)</b>	370		850		370/370		
<b>Temperature Range (°C)</b>	0~10	-22~-18	0~10	-22~-18	0~10 / 0~10	-22~-18/-22~-18	0~10 / -22~-18
<b>Climatic Class</b>	5 (43°C & 80% R.H)						
<b>Voltage</b>	220~240V/50Hz						
<b>Controller Type</b>	Digital						
<b>Body Material</b>	AISI 201						
<b>Body Thickness (mm)</b>	60						
<b>Isolation</b>	Cyclopentane (40kg/m³)						
<b>Door Quantity (Pc)</b>	1		2				
<b>Chamber Quantity (Pc)</b>	1				2		
<b>Shelf Quantity (Pc) [EN 60x40]</b>	16		32				
<b>Cooling Mode</b>	Forced air						
<b>Defrosting Mode</b>	Electric heater						
<b>Rated Power (W)</b>	300	500	350	980	600	1000	800
<b>Compressor (HP)</b>	1/6	1/2	1/5	1	1/6*2	1/2*2	1/6+1/2
<b>Energy Consumption (Kwh/24H)</b>	3.6	8.0	4.2	16.0	7.2	16.0	11.6
<b>Energy Class</b>	/	/	/	/	/	/	/
<b>Refrigerant</b>	R-290						
<b>Customized Items</b>	Voltage/Body material/Digital controller/Glass door/Wheel						