




WINE COOLER

Product Photo			
Model Number	RW50	RW100	RW150
Unit Size (mm) [WxDxH]	600x500x2380	1200x500x2380	1800x500x2380
Net Capacity (Bottle)	50	100	150
Temperature Range (°C)	5~20		
Climatic Class	4 (32°C & 55% R.H)		
Voltage	220~240V/50Hz		
Controller Type	Digital		
Body Material	AISI 304		
Body Thickness (mm)	50		
Isolation	Cyclopentane (40kg/m ³)		
Door Quantity (Pc)	1	2	3
Chamber Quantity (Pc)	1		
Shelf Quantity (Pc)	/	/	/
Cooling Mode	Forced air		
Defrosting Mode	Auto		
Rated Power (W)	200	350	550
Compressor (HP)	1/6	1/3	1/2
Energy Consumption (Kwh/24H)	/	/	/
Energy Class	/	/	/
Refrigerant	R-290		
Customized Items	Voltage		