





## BAKERY REACH-IN CHILLER AND FREEZER

<b>Product Photo</b>				
<b>Model Number</b>	CFD1-C1-EN	CFD1-F1-EN	CFD2-C2-EN	CFD2-F2-EN
<b>Unit Size (mm) [WxDxH]</b>	700x800x2100		1400x800x2100	
<b>Net Capacity (L)</b>	515		1160	
<b>Temperature Range (°C)</b>	0~10	-22~-18	0~10	-22~-18
<b>Climatic Class</b>	5 (43°C & 80% R.H)			
<b>Voltage</b>	220~240V/50Hz			
<b>Controller Type</b>	Digital			
<b>Body Material</b>	AISI 201			
<b>Body Thickness (mm)</b>	60			
<b>Isolation</b>	Cyclopentane (40kg/m <sup>3</sup> )			
<b>Door Quantity (Pc)</b>	1		2	
<b>Chamber Quantity (Pc)</b>	1			
<b>Shelf Quantity (Pc) [EN 60x40]</b>	16 (600x400mm)		32 (600x400mm)	
<b>Cooling Mode</b>	Forced air			
<b>Defrosting Mode</b>	Electric heater			
<b>Rated Power (W)</b>	300	500	350	980
<b>Compressor (HP)</b>	1/6	1/2	1/5	1
<b>Energy Consumption (Kwh/24H)</b>	3.6	8.0	4.2	16.0
<b>Energy Class</b>	/	/	/	/
<b>Refrigerant</b>	R-290			
<b>Customized Items</b>	Voltage/Body material/Digital controller/Glass door/Wheel			