






CAKE SHOWCASE (CLASSIC)

Product Photo					
Model Number	CSB900	CSB1200	CSB1500	CSB1800	CSB2100
Unit Size (mm) [WxDxH]	900x650x1200	1200x650x1200	1500x650x1200	1800x650x1200	2100x650x1200
Net Capacity (L)	/	/	/	/	/
Temperature Range (°C)	2~8				
Climatic Class	4 (32°C & 55% R.H)				
Voltage	220~240V/50Hz				
Controller Type	Digital				
Body Material	Marble & Glass				
Body Thickness (mm)	60				
Isolation	Cyclopentane (40kg/m ³)				
Door Quantity (Pc)	/	/	/	/	/
Chamber Quantity (Pc)	1				
Shelf Quantity (Pc)	2	2	2	2	2
Cooling Mode	Forced air				
Defrosting Mode	Auto				
Rated Power (W)	580	720	720	780	850
Compressor (HP)	1/3	1/2	1/2	3/4	1
Energy Consumption (Kwh/24H)	/	/	/	/	/
Energy Class	/	/	/	/	/
Refrigerant	R-290				
Customized Items	Voltage/Glass				